

CALIFORNIA RECORDS



KEVIN JOHNSON
GUARD
1984-1987



INDIVIDUAL

POINTS

GAME

Overall: 48, Ed Gray at Washington State, Feb. 22, 1997
Home Court: 41, Ray Murry vs. Stanford, March 5, 1977
Opponent Court: 48, Ed Gray at Washington State, Feb. 22, 1997
First Half: 26, Kevin Johnson vs. Stanford, Jan. 17, 1987
Second Half: 38, Ed Gray at Washington State, Feb. 22, 1997
Losing Effort: 48, Ed Gray at Washington State, Feb. 22, 1997
Two Players: 65, John Coughran (47) and Bill Duwe (18) at Utah State, Jan. 31, 1972
 65, Ray Murry (41) and Tom Schneiderjohn (24) vs. Stanford, March 5, 1977
 65, Russ Critchfield (36) and Bob Presley (29) at Oregon, Jan. 6, 1968

SEASON

Overall: 729, Lamond Murray, 1994
Conference Season: 454, Lamond Murray, 1994
Overall Average: 24.8, Ed Gray, 1997
Conference Average: 26.1, Ed Gray, 1997
Freshman: 590, Shareef Abdur-Rahim, 1996
Sophomore: 572, Lamond Murray, 1993
Junior: 711, Lamond Murray, 1994
Senior: 649, Leonard Taylor, 1989
20-point Games: 23, Lamond Murray, 1994
30-point Games: 6, Ed Gray, 1997

CAREER

Overall: 1,776, Sean Lampley, 1998-2001
Conference: 1,103, Lamond Murray, 1992-94
Overall Average: 20.0, Ed Gray, 1996-97
Conference Average: 20.9, Ed Gray, 1996-97
20-point Games: 46, Lamond Murray, 1992-94
30-point Games: 6, Mark McNamara, 1981-82
 6, Ed Gray, 1996-97
Consecutive 10-point Games: 51, Lamond Murray, Jan. 7, 1993 to March 17, 1994
Consecutive 20-point Games: 11, Ed Gray, Jan. 9 to Feb. 15, 1997
 8, Lamond Murray, March 6, 1993 to Nov. 19, 1993

FIELD GOALS

GAME

Made: 21, John Coughran at Utah State, Jan. 31, 1972
Conference, Made: 17, Dick Tamberg vs. Stanford, Feb. 26, 1954
Attempted: 32, Ansley Truitt vs. Stanford, Feb. 4, 1972
 32, Russ Critchfield vs. Western Kentucky, Dec. 29, 1967
Percentage: 100.0, Brian Hendrick vs. USF, Dec. 2, 1989 (10-10)

SEASON

Made: 262, Lamond Murray, 1994
Conference, Made: 159, Lamond Murray, 1994
Attempted: 550, Lamond Murray, 1994
Conference, Attempted: 331, Lamond Murray, 1994
Percentage: 70.2, Mark McNamara, 1982 (231-329)
Conference, Percentage: 71.6, Mark McNamara, 1982 (151-211)

CAREER

Made: 661, Sean Lampley, 1998-2001
Conference, Made: 417, Lamond Murray, 1992-94
Attempted: 1581, Bob McKeen, 1952-55
Conference, Attempted: 843, Lamond Murray, 1992-94
Percentage: 66.2, Mark McNamara, 1981-82 (413-624)
Conference, Percentage: 67.0, Mark McNamara, 1981-82 (262-391)

THREE-POINT FIELD GOALS

GAME

Made: 9, Joe Shipp vs. Fresno State, Dec. 11, 2001
Attempted: 12, Joe Shipp vs. Fresno State, Dec. 11, 2001
 12, K.J. Roberts at Oregon, March 2, 1995
Percentage: 100.0, Shantay Legans at Arizona State, Feb. 28, 2002 (4-4)
 100.0, Billy Dreher vs. Stetson, Dec. 28, 1990 (4-4)
 100.0, Anwar McQueen vs. Howard, Dec. 28, 1996 (4-4)

SEASON

Made: 68, Ryan Drew, 1990
Conference, Made: 46, Geno Carlisle, 1998
Attempted: 165, Randy Duck, 1997
Conference, Attempted: 123, Geno Carlisle, 1998
Percentage: 50.0, Billy Dreher, 1991 (56-112)
Conference, Percentage: 51.4, Ryan Forehan-Kelly, 2000 (19-37)

CAREER

Made: 214, Ryan Drew, 1988-91
Conference, Made: 127, Ryan Drew, 1988-91
Attempted: 560 Ryan Drew, 1988-91
Conference, Attempted: 324, Ryan Drew, 1988-91
Percentage: 43.1, Billy Dreher, 1991-92 (81-188)
Conference, Percentage: 45.1, Ryan Forehan-Kelly, 1999-02 (64-142)

FREE THROWS

GAME

Made: 20, Dave Butler vs. Arizona State, Feb. 26, 1987
Attempted: 24, Dave Butler vs. Arizona State, Feb. 26, 1987
Percentage: 100.0, Ray Murry vs. LSU, Dec. 22, 1976 (14-14)
Conference, Percentage: 100.0, Larry Friend at UCLA, 1956 (12-12)

SEASON

Made: 187, Jackie Ridgle, 1969
Conference, Made: 112, Sean Lampley, 1998-2001
Attempted: 253, Jackie Ridgle, 1969
Conference, Attempted: 159, Mark McNamara, 1982
Percentage: 89.5, Shantay Legans, 2002
Conference, Percentage: 96.3, Shantay Legans, 2002
Consecutive Made: 36, Shantay Legans, Jan. 4-March 17, 2002
 at Stanford (2), vs. Stanford (1), vs. Arizona (2), vs. Arizona State (2), vs. Oregon State (4), vs. Oregon (7), at Arizona State (8), vs. UCLA (2), vs. Arizona (2), vs. Penn (4), vs. Pittsburgh (2)

CAREER

Made: 481, Jackie Ridgle, 1969-71
Conference, Made: 262, Brian Hendrick, 1990-93
Attempted: 651, Sean Lampley, 1998-2001
 651, Jackie Ridgle, 1969-71
Conference, Attempted: 369, Sean Lampley, 1998-2001
Percentage: 84.3, Michael Chavez, 1980-83
Conference, Percentage: 83.5, Denny Fitzpatrick, 1958-59

REBOUNDS

GAME

Made: 27, Bob Presley vs. St. Mary's, Dec. 6, 1967
Conference, Made: 25, Bob Presley vs. Oregon State, Feb. 24, 1968

SEASON

Overall: 382, Ansley Truitt, 1972
Conference: 219, Mark McNamara, 1982
Average: 14.5, Bob Presley, 1968
Conference, Average: 13.8, Bob Presley, 1969



CAL RECORDS



CAREER

Overall: 1,019, Bob McKeen, 1952-55
Conference: 493, Sean Lampley, 1998-01
493, Ansley Truitt, 1970-72
Average: 12.8, Bob Presley, 1968-69
Conference, Average: 12.2, Bob Presley, 1968-69

FOULS

SEASON

Committed: 116, Brian Hendrick, 1990

CAREER

Committed: 353, Dave Butler, 1983-87

ASSISTS

GAME

Made: 18, Jason Kidd at Stanford, Jan. 20, 1994

SEASON

Made: 272, Jason Kidd, 1994
Conference, Made: 170, Jason Kidd, 1994
Average: 9.1, Jason Kidd, 1994
Conference Average: 9.4, Jason Kidd, 1994

CAREER

Made: 546, Keith Smith, 1987-90
Conference, Made: 317, Kevin Johnson, 1984-87
Average: 8.4, Jason Kidd, 1993-94
Conference Average: 8.5, Jason Kidd, 1993-94

STEALS

GAME

Made: 8, Jason Kidd vs. Washington, Jan. 28, 1993

SEASON

Made: 110, Jason Kidd, 1993
Conference, Made: 66, Jason Kidd, 1993

CAREER

Made: 204, Jason Kidd, 1993-94
Conference, Made: 117, Jason Kidd, 1993-94

BLOCKED SHOTS

GAME

Made: 7, Michael Stewart vs. Stanford, Jan. 19, 1995
7, Michael Stewart vs. Stanford, Feb. 17, 1994
7, Michael Stewart vs. Cal State Northridge, Feb. 7, 1994

SEASON

Made: 59, Michael Stewart, 1994
Conference, Made: 42, Michael Stewart, 1994

CAREER

Made: 206, Michael Stewart, 1994-97
Conference, Made: 130, Michael Stewart, 1994-97

GAMES

SEASON

Appeared In: 36, Merv LaFaille, 1946
36, Jim Smith, 1946
36, Bob Hogeboom, 1946

CAREER

Appeared In: 128, Keith Smith, 1987-90
Consecutive Appeared In: 120, Chris Washington, 1984-87
Started: 113, Dave Butler, 1983-87

MINUTES PLAYED

GAME

Number: 63.5, Gene Ransom, vs. Oregon, Feb. 10, 1977 (5 OT)

SEASON

Number: 1146, Keith Smith, 1990

CAREER

Number: 3929, Dave Butler, 1983-87

TEAM

POINTS

GAME

Overall: 127 vs. Oklahoma City (67), Jan. 3, 1972
Conference: 108 vs. Arizona State (111), Jan. 8, 2000 (2 OT)
Conference (Regulation Game): 104 at UCLA (82), Jan. 24, 1993
Home Court: 127 vs. Oklahoma City (67), Jan. 3, 1972
Opponent Court: 104 at UCLA, Jan. 24, 1993
First Half: 63 vs. U.S. International, Dec. 19, 1990
Second Half: 76 vs. Oklahoma City, Jan 3, 1972
Both Teams: 219, California (108) vs. Arizona State (111), Jan. 8, 2000 (2 OT)
By Opponent: 115, at UCLA vs. California (71), March 1, 1968
Margin of Victory: 100, California (108) vs. Pomona American Legion (8), 1921-1922 (since 1937: 60, California (127) vs. Oklahoma City (67), Jan. 3, 1972)
Margin of Defeat: 51, at Stanford (101) vs. California (50), Feb. 19, 2000

SEASON

Overall: 2,452, 1987 (35 games)
Conference: 1,432, 1993 (18 games)
Average: 83.9, 1971 (2098 points in 25 games)
Conference, Average: 88.5, 1971 (1239 points in 14 games)
Highest Margin: +24.8, 1917 (since 1937: +13.6, 1960)
By Opponents: 2,402, 1987 (35 games)
Conference, By Opponent: 1,507, 1995 (18 games)
Lowest Margin: -7.7, 1979

FIELD GOALS

GAME

Made: 49 vs. UC San Diego, Dec. 15, 1979
Conference, Made: 41 at Washington State, Feb. 22, 1971
41 at Oregon State, Jan. 8, 1971
41 vs. Washington State, Jan. 8, 1987
Attempted: 94 vs. Colorado, Nov. 30, 1974
Conference, Attempted: 92 at UCLA, March 5, 1971
Percentage: 68.5 vs. Nebraska, Dec. 10, 1965 (37-54)
68.5 vs. Central Connecticut, Dec. 30, 1988 (37-54)
68.5 vs. Arizona State, Jan. 5, 1989 (37-54)

SEASON

Made: 918, 1987 (1,999 attempted in 35 games)
Conference, Made: 535, 1993 (1,147 attempted in 18 games)
Attempted: 2,326, 1951 (742 made in 32 games)
Conference, Attempted: 1,161, 1980 (482 made in 18 games)
Percentage: 51.3, 1982 (719-1402)
Conference, Percentage: 52.0, 1982 (458-880)

THREE-POINT FIELD GOALS

GAME

Made: 15 at USC, Jan. 24, 2002
Attempted: 35 vs. UCLA, Feb. 20, 1993



Conference, Attempted: 35 vs. UCLA, Feb. 20, 1993
Percentage: 85.7 vs. Florida, Dec. 27, 1986 (6-7)
Conference, Percentage: 83.3 at Oregon, Jan. 5, 1990 (10-12)

SEASON

Made: 196, 1990 (507 attempts in 32 games)
Conference, Made: 132, 1995 (372 attempts in 18 games)
Attempted: 595, 2002 (187 made in 32 games)
Conference, Attempted: 372, 1995 (132 made in 18 games)
Percentage: 38.7, 1990 (196-507)
Conference, Percentage: 39.3, 1988 (81-206)

FREE THROWS

GAME

Made: 39 vs. Stanford, Jan. 19, 1985
Attempted: 55 vs. Oregon, Feb. 10, 1977
Percentage: 100.0 at DePaul, March 16, 1999 (11-11)
 96.4 at USC, Feb. 24, 1977 (27-28)

SEASON

Made: 553, 1999 (824 attempts in 33 games)
Conference, Made: 359, 1996 (502 attempts in 18 games)
Attempted: 824, 1999 (553 made in 33 games)
Conference, Attempted: 502, 1996 (359 made in 18 games)
Percentage: 73.5, 1987 (513-698)
Conference, Percentage: 75.5, 1989 (265-351)

REBOUNDS

GAME

Made: 86 vs. Oklahoma City, Jan. 3, 1972
Conference, Made: 72 at Washington State, Feb. 22, 1971
Highest Margin: +50, California (86) vs. Oklahoma City (36), Jan 3, 1972
Lowest Margin: -22, UCLA (73) vs. California (51), March 5, 1971

SEASON

Made: 1,415, 1972 (29 games)
Conference Made: 761, 1971 (14 games)
Average: 54.1, 1971 (1,353 rebounds in 25 games)
Conference, Average: 54.5, 1971 (761 rebounds in 14 games)
Highest Margin: +12.6, 1954
Lowest Margin: -5.7, 1979

TEAM DEFENSE

(SINCE 1950)

Fewest Points Allowed, Season:
 1,480, 1959 (51.0 avg. in 29 games)
Lowest Average Points Allowed, Season:
 49.5, 1960 (1,486 points in 30 games)
Fewest Field Goals Allowed, Season:
 487, 1957 (1,325 attempts in 25 games)
Fewest Field Goal Attempts Allowed, Season:
 1,218, 1956 (601 made in 25 games)
Fewest Free Throws Allowed, Season:
 279, 1982 (434 attempts in 27 games)
Fewest Free Throw Attempts Allowed, Season:
 434, 1982 (279 made in 27 games)
Lowest Field Goal Percentage Allowed, Season:
 29.0, 1952 (612-2,126 in 30 games)
Lowest Free Throw Percentage Allowed, Season:
 61.8, 1951 (463-748 in 32 games)

FOULS

GAME

Made: 36 vs. Oregon, Feb. 10, 1977 (5OT)

SEASON

Made: 690, 1987 (35 games)
Conference, Made: 390, 1987 (18 games)
Fouled Out: 29, 1975 & 1987

ASSISTS

GAME

Made: 32 vs. U.S. International, Dec. 19, 1990
 32 vs. UC Davis, Jan. 13, 1983
 32 vs. U.S. International, Dec. 5, 1989
Conference, Made: 29 vs. Washington State, Feb. 23, 1973

SEASON

Made: 611, 1989 (33 games)
Conference, Made: 337, 1989 (18 games)

STEALS

GAME

Made: 20 vs. Morgan State, Nov. 25, 1991
Conference, Made: 17 vs. Washington, Jan. 28, 1993

SEASON

Made: 284, 1993 (30 games)
Conference, Made: 175, 1993 (30 games)

BLOCKED SHOTS

GAME

Made: 11 vs. Cal State Northridge, Feb. 10, 1993
 11 at UC Irvine, Dec. 22, 1990
Conference, Made: 10 vs. Washington Jan. 8, 1994
 10 vs. Stanford Jan 19, 1995

SEASON

Made: 135, 1997 (32 games)
Conference, Made: 84, 1994 (18 games)

MINUTES PLAYED

GAME

Number: 65 vs. Oregon, Feb. 10, 1977 (5OT)

GAMES

SEASON

Number: 36, 1946
Victories: 30, 1946 (30-6)
Conference, Victories: 14, 1957 (14-2)
 14, 1959 (14-2)
Percentage: 1.000, 1926 (14-0) (since 1937: 93.3, 1960 (28-2)
Win Percentage, Conference: .917, 1946 (11-1)
 .917, 1948 (11-1)
 .917, 1960 (11-1)
Consecutive Victories: 19, 1960
Consecutive Homecourt Victories: 13, 1960 & 1954
Consecutive Losses: 10, 1962

ALL-TIME

Consecutive Victories: 30, March 1925 to 1928 (since 1937: 25,
 Jan. 7, 1959 to Dec. 30, 1959)
Consecutive Homecourt Victories: 26, Dec. 27, 1958 to Dec. 16, 1960
Consecutive Losses: 10, Jan. 5, 1962 to Feb. 23, 1962



FRESHMAN RECORDS



TOTAL POINTS

1. Shareef Abdur-Rahim (1996)	590
2. Brian Hendrick (1990)	478
3. Lamond Murray (1992)	387
4. Jason Kidd (1993)	378
5. Tremaine Fowlkes (1995)	361
6. Michael Pitts (1980)	354
7. Leonard Taylor (1985)	347
8. Gene Ransom (1976)	343
9. Michael Chavez (1980)	320
10. Ryan Drew (1988)	319

SCORING AVERAGE

1. Shareef Abdur-Rahim (1996)	21.1
2. Brian Hendrick (1990)	14.9
3. Rickie Hawthorne (1973)	14.2
4. Lamond Murray (1992)	13.8
5. Tremaine Fowlkes (1995)	13.4
6. Gene Ransom (1976)	13.2
7. Michael Pitts (1980)	13.1
8. Jason Kidd (1993)	13.0
9. Leonard Taylor (1985)	12.4
10. Michael Chavez (1980)	11.9



Shareef Abdur-Rahim

REBOUNDS

1. Bob McKeen (1952)	249
2. Brian Hendrick (1990)	242
3. Shareef Abdur-Rahim (1996)	236
4. Nick Vander Laan (2000)	221
5. Jamal Sampson (2002)	209
6. Michael Pitts (1980)	198
7. Doug True (1977)	182
8. Tremaine Fowlkes (1995)	180
9. Leonard Taylor (1985)	171
Lamond Murray (1992)	171

REBOUNDING AVERAGE

1. Bob McKeen (1952)	8.6
2. Shareef Abdur-Rahim (1996)	8.4
3. Brian Hendrick (1990)	7.6
4. Michael Pitts (1980)	7.3
5. Nick Vander Laan (2000)	6.7
Doug True (1977)	6.7
Roy Fisher (1988)	6.7
Tremaine Fowlkes (1995)	6.7
9. Jamal Sampson (2002)	6.5
10. Alfred Grigsby (1992)	6.2

FIELD GOALS MADE

1. Shareef Abdur-Rahim (1996)	206
2. Brian Hendrick (1990)	175
3. Lamond Murray (1992)	152
4. Michael Pitts (1980)	141
5. Gene Ransom (1976)	136
6. Michael Chavez (1980)	135
7. Jason Kidd (1993)	133
Sam Potter (1981)	133
9. Leonard Taylor (1985)	125
Tremaine Fowlkes (1995)	125

FIELD GOAL PCT.

(Minimum 50 made)

	FG-FGA	PCT
1. Tony Gonzalez (1995)	71-111	.640
2. Brian Hendrick (1990)	175-295	.593
3. Alfred Grigsby (1992)	110-191	.576
4. Leonard Taylor (1985)	125-235	.532
5. S. Abdur-Rahim (1996)	206-398	.518
6. Kevin Johnson (1984)	98-192	.510
7. Chris Washington (1984)	103-207	.498
8. Butch Hays (1981)	76-155	.490
9. Lamond Murray (1992)	152-321	.474
10. Sam Potter (1981)	133-282	.472

THREE-POINT FIELD GOALS MADE

1. Ryan Drew (1988)	60
2. Shantay Legans (2000)	47
3. Joe Shipp (2000)	40
4. Bryant Walton (1987)	38
5. K.J. Roberts (1992)	36


THREE-POINT FIELD GOAL PERCENTAGE

(Minimum 20 made)

	3P-3PA	PCT
1. Shantay Legans (2000)	47-110	.427
2. Bryant Walton (1987)	38-94	.404
3. Ryan Drew (1988)	60-152	.395
4. K.J. Roberts (1992)	36-93	.387
5. Jelani Gardner (1995)	28-80	.350

FREE THROWS MADE

1. Shareef Abdur-Rahim (1996)	170
2. Brian Hendrick (1990)	128
3. Leonard Taylor (1985)	97
4. Tremaine Fowlkes (1995)	94
5. Jason Kidd (1993)	88
6. Nick Vander Laan (2000)	85
7. Kevin Johnson (1984)	75
8. Jelani Gardner (1995)	74



Michael Chavez

9. Michael Pitts (1980)	72
10. Gene Ransom (1976)	71

FREE THROW PCT.

(Minimum 30 made)

	FT-FTA	PCT
1. Shantay Legans (2000)	66-77	.857
2. Michael Chavez (1980)	50-61	.820
3. Donte Smith (2000)	51-63	.810
4. Roy Fisher (1988)	49-61	.803
5. Jerod Haase (1993)	56-71	.789
6. Joe Shipp (2000)	43-56	.768
7. Dave Butler (1983)	57-76	.750
8. Leonard Taylor (1985)	97-134	.724
9. Gene Ransom (1976)	71-98	.724
10. Rock Lee (1974)	44-61	.721

ASSISTS

1. Jason Kidd (1993)	222
2. Jelani Gardner (1995)	175
3. K.J. Roberts (1992)	127
4. Shantay Legans (2000)	121
5. Michael Chavez (1980)	88

STEALS

1. Jason Kidd (1993)	110
2. Shareef Abdur-Rahim (1996)	52
3. Shantay Legans (2000)	51
4. Butch Hays (1981)	42
Michael Chavez (1980)	42

BLOCKED SHOTS

1. Michael Stewart (1994)	59
2. Jamal Sampson (2002)	54
3. Shareef Abdur-Rahim (1996)	35
4. Brian Hendrick (1990)	32
5. Solomon Hughes (1999)	25



TOTAL POINTS

1. Sean Lampley (1998-01)	1,776
2. Lamond Murray (1992-94)	1,688
3. Kevin Johnson (1984-87)	1,655
4. Bob McKeen (1952-55)	1,632
5. Leonard Taylor (1985-89)	1,608
6. Brian Hendrick (1990-93)	1,556
7. Russ Critchfield (1966-68)	1,437
8. Rickie Hawthorne (1973-76)	1,413
9. Keith Smith (1987-90)	1,398
10. Ansley Truitt (1970-72)	1,384
11. Roy Fisher (1988-91)	1,382
12. Jackie Ridgle (1969-71)	1,343
13. Dave Butler (1983-87)	1,291
14. Doug True (1977-80)	1,215
15. Gene Ransom (1976-78)	1,185
16. John Coughran (1971-73)	1,183
17. Chris Washington (1984-87)	1,179
18. Michael Chavez (1980-83)	1,162
19. Butch Hays (1981-84)	1,145
20. Andy Wolfe (1946-48)	1,112
21. Ryan Drew (1988-91)	1,086
22. Ed Gray (1996-97)	1,082
23. Kevin Singleton (1977-81)	1,068
24. Larry Friend (1955-57)	1,061
25. Michael Pitts (1980-84)	1,044
26. Bill Hagler (1949-51)	1,042
27. Mark McNamara (1981-82)	1,041
28. Monty Buckley (1992-95)	1,035
29. Joe Shipp (2000-)	1,034
30. Charlie Johnson (1969-71)	1,025
31. Randy Duck (1994-97)	1,003



Lamond Murray

SCORING AVERAGE

(Minimum 700 points)

	G	PTS	AVG
1. Ed Gray (1996-97)	54	1,082	20.0
2. Mark McNamara (1981-82)	53	1,041	19.6
3. Russ Critchfield (1966-68)	74	1,437	19.4
4. Lamond Murray (1992-94)	88	1,688	19.2
5. Jackie Ridgle (1969-71)	75	1,343	17.9
6. Ansley Truitt (1970-72)	80	1,384	17.3
7. Geno Carlisle (1998-99)	55	920	16.7
8. Bob Presley (1968-69)	49	783	16.2
9. Bob McKeen (1952-55)	105	1,632	15.5
10. Leonard Taylor (1985-89)	104	1,608	15.5

11. Larry Friend (1955-57)	71	1,061	14.9
Jason Kidd (1993-94)	59	878	14.9
13. Gene Ransom (1976-78)	80	1,185	14.8
John Coughran (1971-73)	80	1,183	14.8
15. Brian Hendrick (1990-93)	106	1,556	14.7

REBOUNDS

1. Bob McKeen (1952-55)	1,019
2. Ansley Truitt (1970-72)	940
3. Brian Hendrick (1990-93)	898
4. Sean Lampley (1998-01)	889
5. Doug True (1977-80)	862
6. Dave Butler (1983-87)	814
7. Leonard Taylor (1985-89)	784
8. Bill McClintock (1959-61)	740
9. Darrall Imhoff (1958-60)	712
10. Roy Fisher (1988-91)	697
11. John Coughran (1971-73)	672
12. Jackie Ridgle (1969-71)	660
14. Bob Presley (1968-69)	629
15. Mark McNamara (1981-82)	613
16. Lamond Murray (1992-94)	596

REBOUNDING AVERAGE

(Minimum 400 rebounds)

	G	REB	AVG
1. Bob Presley (1968-69)	49	629	12.8
2. Ansley Truitt (1970-72)	80	940	11.8
3. Mark McNamara (1981-82)	53	613	11.6
4. Bob McKeen (1952-55)	105	1,019	9.7
5. Darrall Imhoff (1958-60)	75	712	9.5
6. Stu Watterson (1967-68)	50	459	9.2
7. Jackie Ridgle (1969-71)	75	660	8.8
8. Bill McClintock (1959-61)	84	740	8.7
9. Brian Hendrick (1990-93)	106	898	8.5
10. John Coughran (1971-73)	84	672	8.4
11. Doug True (1977-80)	108	862	8.0
12. Camden Wall (1961-64)	57	436	7.6
13. Leonard Taylor (1985-89)	104	784	7.5
14. Sean Lampley (1998-01)	123	889	7.2
15. Charlie Johnson (1969-71)	74	518	7.0

FIELD GOALS MADE

1. Sean Lampley (1998-01)	661
2. Lamond Murray (1992-94)	644
3. Bob McKeen (1952-55)	639
4. Kevin Johnson (1983-87)	601
5. Russ Critchfield (1966-68)	590
6. Brian Hendrick (1990-93)	580
7. Leonard Taylor (1985-89)	576
8. Ansley Truitt (1970-72)	573
9. Rickie Hawthorne (1973-76)	538
10. Dave Butler (1983-87)	507

FIELD GOALS ATTEMPTED

1. Bob McKeen (1952-55)	1,581
2. Sean Lampley (1998-01)	1,338
3. Lamond Murray (1992-94)	1,316
4. Russ Critchfield (1966-68)	1,297
5. Ansley Truitt (1970-72)	1,283
6. Rickey Hawthorne (1973-76)	1,259
Kevin Johnson (1984-87)	1,259
8. Doug True (1977-80)	1,135
9. Charlie Johnson (1969-71)	1,107
10. Gene Ransom (1976-78)	1,090



Darrall Imhoff

FIELD GOAL PERCENTAGE

(Minimum 125 made)

	FG	FGA	PCT
1. M. McNamara (1981-82)	413	624	.662
2. S. Hughes (1999-02)	320	553	.579
3. Alfred Grigsby (1992-97)	349	622	.561
4. Leonard Taylor (1985-89)	576	1,071	.538
5. Brian Hendrick (1990-93)	580	1,082	.536
6. S. Abdur-Rahim (1996)	206	398	.518
7. Tony Gonzalez (1995-97)	189	370	.511
8. M. Stewart (1994-97)	201	394	.510
9. Roy Fisher (1988-91)	501	988	.507
10. Doug Vilotti (1974-78)	202	406	.498

THREE-POINT FIELD GOALS MADE

1. Ryan Drew (1988-91)	214
2. Randy Duck (1994-97)	153
3. Shantay Legans (2000-02)	139
4. Bill Elleby (1989-92)	135
5. Joe Shipp (2000-)	117
6. K.J. Roberts (1992-95)	109
7. Ryan Forehan-Kelly (1999-02)	107
8. Monty Buckley (1992-95)	106
9. Lamond Murray (1992-94)	99
10. Geno Carlisle (1998-99)	92

THREE-POINT FIELD GOALS ATTEMPTED

1. Ryan Drew (1988-91)	560
2. Randy Duck (1994-97)	423
3. Shantay Legans (2000-02)	376
4. Joe Shipp (2000-)	351
5. Bill Elleby (1989-92)	329
6. Bryant Walton (1987-90)	320
7. Monty Buckley (1992-95)	315
8. K.J. Roberts (1992-95)	303
9. Lamond Murray (1992-94)	294
10. Geno Carlisle (1998-99)	283



CAREER RECORDS



THREE-POINT FIELD GOAL PERCENTAGE

(Minimum 40 made)

3P 3PA PCT

1. Billy Dreher (1991-92)	81	188	.431
2. Keith Smith (1987-90)	90	218	.413
3. Bill Elleby (1989-92)	135	329	.410
4. R. Forehan-Kelly (1999-02)	107	263	.407
5. Kevin Johnson (1987)	48	124	.387
6. Ryan Drew (1988-91)	214	560	.382
7. Thomas Kilgore (1998-99)	42	110	.382
8. Jelani Gardner (1995-96)	62	166	.373
9. S. Legans (2000-02)	139	376	.370
10. Randy Duck (1994-97)	153	423	.362

FREE THROWS MADE

1. Jackie Ridgle (1969-71)	481
2. Leonard Taylor (1985-89)	440
3. Sean Lampley (1998-01)	437
4. Kevin Johnson (1984-87)	405
5. Brian Hendrick (1990-93)	397
6. Bob McKeen (1952-55)	354
7. Roy Fisher (1988-91)	338
8. Rickey Hawthorne (1973-76)	337
9. Dan Wolthers (1963-65)	325
10. Butch Hays (1981-84)	317

FREE THROWS ATTEMPTED

1. Sean Lampley (1998-01)	651
Jackie Ridgle (1969-71)	651
3. Bob McKeen (1952-55)	641
4. Leonard Taylor (1985-89)	571
5. Brian Hendrick (1990-93)	568
6. Kevin Johnson (1984-87)	535
7. Rickey Hawthorne (1973-76)	491
8. Butch Hays (1981-84)	460
9. Roy Fisher (1988-91)	439
10. Dan Wolthers (1963-65)	433



Keith Smith

FREE THROW PERCENTAGE

(Minimum 100 made)

FT FTA PCT

1. M. Chavez (1980-83)	198	235	.843
2. S. Legans (2000-02)	190	227	.837
3. Bill Duwe (1969-72)	120	147	.816
4. D. Fitzpatrick (1958-59)	112	139	.806
5. Ed Gray (1996-97)	264	334	.790
6. Connie White (1975-76)	115	198	.783
7. Bill Elleby (1989-92)	182	233	.781
8. R. Critchfield (1966-68)	257	331	.776
9. T. Kilgore (1998-99)	204	264	.773
10. L. Taylor (1985-89)	440	571	.771

ASSISTS

1. Keith Smith (1987-90)	546
2. Kevin Johnson (1984-87)	521
3. Jason Kidd (1992-94)	494
4. Butch Hays (1981-84)	396
5. Shantay Legans (2000-02)	386
6. Gene Ransom (1976-78)	356
7. Roy Fisher (1988-91)	333
8. Rickey Hawthorne (1973-76)	318
9. Chris Washington (1984-87)	309
10. Michael Chavez (1980-83)	308

ASSISTS AVERAGE

(Minimum 150 assists)

G AST AVG

1. Jason Kidd (1993-94)	59	494	8.4
2. Jelani Gardner (1995-96)	52	273	5.3
3. P. McGruder (1996-97)	58	267	4.6
4. Gene Ransom (1976-78)	80	356	4.5
5. Kevin Johnson (1984-87)	118	521	4.4
6. Keith Smith (1987-90)	128	546	4.3
7. S. Legans (2000-02)	95	386	4.1
8. C. Johnson (1969-71)	64	248	3.9
9. Butch Hays (1981-84)	110	396	3.6
10. M. Beeuwsaert (1987-89)	55	195	3.5

STEALS

1. Jason Kidd (1993-94)	204
2. Butch Hays (1981-84)	166
3. Kevin Johnson (1984-87)	155
4. Michael Chavez (1980-83)	140
5. Gene Ransom (1976-78)	133
6. Chris Washington (1984-87)	132
7. Shantay Legans (2000-02)	131
8. Roy Fisher (1988-91)	130
9. Keith Smith (1987-90)	129
10. Doug True (1977-80)	121

BLOCKED SHOTS

1. Michael Stewart (1994-97)	207
2. Solomon Hughes (1999-02)	122
3. Tom Schneiderjohn (1976-79)	105
4. Brian Hendrick (1990-93)	98
5. Lamond Murray (1992-94)	75
6. Sean Marks (1995-98)	71
7. Sean Lampley (1998-01)	69
8. Francisco Elson (1998-99)	67
9. Andre Reyes (1989-91)	65
10. Alfred Grigsby (1992-97)	55
Dave Butler (1983-87)	55

GAMES PLAYED

1. Keith Smith (1987-90)	128
2. Sean Lampley (1998-01)	123
Bryant Walton (1987-90)	123
4. Solomon Hughes (1999-02)	121
5. Ryan Drew (1988-91)	120
Dave Butler (1983-87)	120
Chris Washington (1984-87)	120
8. Kevin Johnson (1984-87)	118
9. Michael Stewart (1994-97)	117
10. Dennis Gates (1999-02)	114



John and Rupe Rickson



Michael Stewart



TOTAL POINTS

1. Lamond Murray (1994).....	729
2. Leonard Taylor (1989).....	649
3. Ed Gray (1997).....	644
4. Sean Lampley (2001).....	605
5. Mark McNamara (1982).....	593
6. Shareef Abdur-Rahim (1996).....	590
7. Kevin Johnson (1987).....	585
8. Lamond Murray (1993).....	572
9. Sean Lampley (2000).....	549
10. Russ Critchfield (1967).....	545
11. Ansley Truitt (1972).....	544
12. John Coughran (1972).....	538
13. Keith Smith (1990).....	531
14. Geno Carlisle (1999).....	526
15. Russ Critchfield (1968).....	505



Mark McNamara

SCORING AVERAGE

(Minimum 400 Points)

	G	PTS	AVG
1. Ed Gray (1997).....	26	644	24.8
2. Lamond Murray (1994).....	30	729	24.3
3. Mark McNamara (1982).....	27	593	22.0
4. Russ Critchfield (1968).....	23	505	22.0
5. S. Abdur-Rahim (1996).....	28	590	21.1
6. Russ Critchfield (1967).....	26	545	21.0
7. Jackie Ridgle (1969).....	24	479	20.0
8. Bob McKeen (1955).....	24	475	19.8
9. Leonard Taylor (1989).....	33	649	19.7
10. Sean Lampley (2001).....	31	605	19.5
11. Bob Presley (1968).....	24	454	18.9
Larry Friend (1957).....	26	491	18.9
13. Ansley Truitt (1972).....	29	544	18.8
14. Charlie Perkins (1967).....	26	485	18.7
15. John Coughran (1972).....	29	538	18.6

REBOUNDS

1. Ansley Truitt (1972).....	382
2. Darrall Imhoff (1960).....	371
3. Bob Presley (1968).....	347
4. Mark McNamara (1982).....	341
5. Darrall Imhoff (1959).....	318
6. Ansley Truitt (1972).....	306
7. Bill McClintock (1960).....	289
8. Bob Presley (1969).....	282
9. Sean Lampley (1999).....	280
10. Mark McNamara (1981).....	272
Bob McKeen (1954).....	272
12. Leonard Taylor (1989).....	270
13. Bob McKeen (1955).....	264
14. Brian Hendrick (1991).....	252
Ansley Truitt (1970).....	252

REBOUNDING AVERAGE

(Minimum 225 Rebounds)


	G	REB	AVG
1. Bob Presley (1968).....	24	347	14.5
2. Ansley Truitt (1972).....	29	382	13.2
3. Mark McNamara (1982).....	27	341	12.6
4. Darrall Imhoff (1960).....	30	371	12.4
5. Ansley Truitt (1971).....	25	306	12.2
6. Bob Presley (1969).....	25	282	11.3
7. Bob McKeen (1955).....	24	264	11.0
Darrall Imhoff (1959).....	29	318	11.0
9. Brian Hendrick (1992).....	19	204	10.7
10. Bill McClintock (1961).....	22	233	10.6
11. Mark McNamara (1981).....	26	272	10.5
12. Bob McKeen (1954).....	27	272	10.1
13. Ansley Truitt (1970).....	26	252	9.7
14. Bill McClintock (1960).....	30	289	9.6
15. Bob McKeen (1953).....	25	234	9.4

FIELD GOALS MADE

1. Lamond Murray (1994).....	262
2. Leonard Taylor (1989).....	233
3. Mark McNamara (1982).....	231
4. Lamond Murray (1993).....	230
5. Ansley Truitt (1972).....	226
6. Russ Critchfield (1967).....	225
7. Ed Gray (1997).....	224
8. Sean Lampley (2000).....	212
Kevin Johnson (1987).....	212
10. Sean Lampley (2001).....	209

FIELD GOALS ATTEMPTED

1. Lamond Murray (1994).....	550
2. Ansley Truitt (1972).....	512
3. Russ Critchfield (1967).....	493
4. Ed Gray (1997).....	486
5. Bill Hagler (1951).....	474
6. Russ Critchfield (1968).....	454
7. Geno Carlisle (1999).....	452
8. Kevin Johnson (1987).....	450
9. Lamond Murray (1993).....	445
10. Bob McKeen (1955).....	443



Ansley Truitt

FIELD GOAL PERCENTAGE

(Minimum 50 made)

	FG-FGA	PCT
1. Mark McNamara (1982).....	231-329	.702
2. Tony Gonzalez (1995).....	71-111	.640
3. Solomon Hughes (2001).....	104-201	.629
4. Mark McNamara (1981).....	182-295	.617
5. Alfred Grigsby (1993).....	116-194	.598
6. Solomon Hughes (2002).....	95-160	.594
7. Brian Hendrick (1990).....	175-295	.593
8. Leonard Taylor (1987).....	87-147	.592
9. Roy Fisher (1989).....	135-230	.587
10. Alfred Grigsby (1992).....	110-191	.576

THREE-POINT FIELD GOALS MADE

1. Ryan Drew (1990).....	68
2. Bill Elleby (1992).....	64
3. Randy Duck (1997).....	60
Ryan Drew (1988).....	60
5. Billy Dreher (1991).....	56
6. Monty Buckley (1995).....	53
7. Jason Kidd (1994).....	51
Geno Carlisle (1998).....	51
9. Kevin Johnson (1987).....	48
10. Shantay Legans (2001).....	47
Shantay Legans (2000).....	47
Ryan Drew (1989).....	47

THREE-POINT FIELD GOALS ATTEMPTED

1. Randy Duck (1997).....	165
2. Ryan Drew (1990).....	162
3. Ryan Drew (1988).....	152
4. Geno Carlisle (1998).....	149
5. Shantay Legans (2002).....	143
6. Jason Kidd (1994).....	141
7. Lamond Murray (1994).....	139
8. Bill Elleby (1992).....	138
Ryan Drew (1989).....	138
10. Geno Carlisle (1999).....	134



SEASON RECORDS



THREE-POINT FIELD GOAL PERCENTAGE

(Minimum 20 made)

3P-3PA PCT

1. Billy Dreher (1991).....	56-112 .500
2. Bill Elleby (1992).....	64-138 .464
3. Keith Smith (1990).....	42-91 .462
4. Ryan Forehan-Kelly (2000).....	24-53 .453
5. Brian Wethers (2001).....	25-57 .439
6. Shantay Legans (2000).....	47-100 .427
7. Ryan Drew (1990).....	68-162 .420
8. Ryan Forehan-Kelly (2001).....	41-98 .418
9. Keith Smith (1988).....	21-51 .412
10. Monty Buckley (1995).....	53-130 .408

FREE THROWS MADE

1. Jackie Ridgle (1969).....	187
2. Sean Lampley (2001).....	180
3. Shareef Abdur-Rahim (1996).....	170
4. Leonard Taylor (1989).....	167
5. Jackie Ridgle (1970).....	160
6. Lamond Murray (1994).....	159
7. Ed Gray (1997).....	158
8. Geno Carlisle (1999).....	143
9. Larry Friend (1957).....	137
10. Dan Wolthers (1965).....	134
Jackie Ridgle (1971).....	134
John Coughran (1972).....	134

FREE THROWS ATTEMPTED

1. Jackie Ridgle (1969).....	253
2. Shareef Abdur-Rahim (1996).....	249
3. Sean Lampley (2001).....	244
4. Mark McNamara (1982).....	242
5. Jackie Ridgle (1970).....	216
6. Lamond Murray (1994).....	208
7. Leonard Taylor (1989).....	206
8. Ed Gray (1997).....	200
9. Bob McKeen (1955).....	197
10. Sean Lampley (2000).....	192



Billy Dreher



Prentice McGruder

FREE THROW PERCENTAGE

(Minimum 40 made)

FT-FTA PCT

1. Shantay Legans (2002).....	51-57 .895
2. Dan Lufkin (1963).....	41-46 .891
3. Michael Chavez (1982).....	48-55 .873
4. Shantay Legans (2000).....	66-77 .857
5. Denny Fitzpatrick (1959).....	82-96 .854
Bob White (1969).....	41-48 .854
7. Michael Chavez (1983).....	68-80 .850
8. Charlie Perkins (1967).....	110-130 .846
Bill Duwe (1972).....	77-91 .846
10. Jon Wheeler (1987).....	65-77 .844

ASSISTS

1. Jason Kidd (1994).....	272
2. Jason Kidd (1993).....	222
3. Keith Smith (1990).....	205
4. Prentice McGruder (1997).....	197
5. Keith Smith (1989).....	193
6. Jelani Gardner (1995).....	175
Kevin Johnson (1986).....	175
8. Kevin Johnson (1987).....	170
9. Eric Long (1972).....	149
10. Shantay Legans (2001).....	148

STEALS


1. Jason Kidd (1993).....	110
2. Jason Kidd (1994).....	94
3. Gene Ransom (1978).....	63
4. Prentice McGruder (1997).....	59
5. Thomas Kilgore (1999).....	55
6. Anwar McQueen (1997).....	52
Shareef Abdur-Rahim (1996).....	52
8. Shantay Legans (2000).....	51
Kevin Johnson (1987).....	51
10. Butch Hays (1983).....	50

BLOCKED SHOTS

1. Michael Stewart (1994).....	59
2. Michael Stewart (1997).....	56
3. Jamal Sampson (2002).....	54
4. Michael Stewart (1995).....	49
5. Michael Stewart (1996).....	43
6. Francisco Elson (1999).....	42
7. Solomon Hughes (2000).....	36
Tom Schneiderjohn (1977).....	36
9. Shareef Abdur-Rahim (1996).....	35
Tom Schneiderjohn (1978).....	35

GAMES PLAYED

1. Merv LaFaille (1946).....	36
Jim Smith (1946).....	36
Bob Hogeboom (1946).....	36
4. Chris Washington (1987).....	35
Keith Smith (1987).....	35
6. Kevin Johnson (1987).....	34
Jon Wheeler (1987).....	34
Earl Strader (1948).....	34
Andy Wolfe (1948).....	34



Monty Buckley



SCORING

YEAR	PLAYER	G	PTS	AVG
1929-30	Kent Pursell	17	156	9.2
1930-31	Joe Kintana	21	128	6.1
1931-32	Joe Kintana	21	154	7.3
1933-34	Harold Eifert	N/A	252	N/A
1943-44	Jim Smith	11	94	8.5
1944-45	Gus Mota	15	169	11.3
1945-46	Andy Wolfe	34	457	13.4
1946-47	Chuck Hanger	31	312	10.1
1947-48	Chuck Hanger	29	420	14.5
1948-49	Mike O'Neill	32	353	11.0
1949-50	Bill Hagler	27	288	10.7
1950-51	Bill Hagler	32	427	13.3
1951-52	Bob McKeen	29	285	9.8
1952-53	Bob McKeen	25	441	17.6
1953-54	Bob McKeen	27	431	16.0
1954-55	Bob McKeen	24	475	19.8
1955-56	Larry Friend	25	324	13.0
1956-57	Larry Friend	26	491	18.9
1957-58	Don McIntosh	28	328	11.7
1958-59	Denny Fitzpatrick	29	386	13.3
1959-60	Darrall Imhoff	30	410	13.7
1960-61	Bill McClintock	22	238	10.8
1961-62	Dick Smith	25	299	12.0
1962-63	Dick Smith	24	350	14.6
1963-64	Dan Wolthers	27	385	14.3
1964-65	Dan Wolthers	23	406	17.7
1965-66	Russ Critchfield	25	387	15.5
1966-67	Russ Critchfield	26	545	21.0
1967-68	Russ Critchfield	23	505	22.0
1968-69	Jackie Ridgle	24	479	20.0
1969-70	Jackie Ridgle	26	432	16.6
1970-71	Jackie Ridgle	25	432	17.3
1971-72	Ansley Truitt	29	544	18.8
1972-73	John Coughran	26	403	15.5
1973-74	Rickie Hawthorne	26	367	14.1
1974-75	Rickie Hawthorne	26	422	16.2
1975-76	Carl Bird	26	394	15.2
1976-77	Ray Murry	27	471	17.4
1977-78	Gene Ransom	27	459	17.0
1978-79	Kevin Singleton	27	434	16.1
1979-80	Doug True	27	408	15.1
1980-81	Mark McNamara	26	448	17.2
1981-82	Mark McNamara	27	593	22.0
1982-83	Michael Pitts	28	404	14.4
1983-84	Butch Hays	28	352	12.6
1984-85	Chris Washington	28	366	13.1
1985-86	Kevin Johnson	29	451	15.6
1986-87	Kevin Johnson	34	585	17.2
1987-88	Matt Beeuwsaert	25	347	13.9
1988-89	Leonard Taylor	33	649	19.7
1989-90	Keith Smith	32	531	16.6
1990-91	Brian Hendrick	28	492	17.6
1991-92	Brian Hendrick	19	305	16.1
1992-93	Lamond Murray	30	572	19.1
1993-94	Lamond Murray	30	729	24.3
1994-95	Monty Buckley	27	434	16.1
1995-96	S. Abdur-Rahim	28	590	21.1
1996-97	Ed Gray	26	644	24.8
1997-98	Geno Carlisle	22	394	17.9
1998-99	Geno Carlisle	33	526	15.9
1999-00	Sean Lampley	33	549	16.6
2000-01	Sean Lampley	31	605	19.5
2001-02	Joe Shipp	32	474	14.8

REBOUNDING

YEAR	PLAYER	G	REB	AVG
1957-58	Don McIntosh	28	224	8.0
1958-59	Darrall Imhoff	29	318	11.0
1959-60	Darrall Imhoff	30	371	12.4
1960-61	Bill McClintock	22	233	10.6
1961-62	Don Lauer	25	157	6.3
1962-63	Camden Wall	19	178	9.4
1963-64	Camden Wall	27	241	8.9
1964-65	Dan Wolthers	23	176	7.7
1965-66	Bob Wolfe	25	175	7.0
1966-67	Stu Watterson	26	236	9.1
1967-68	Bob Presley	24	347	14.5
1968-69	Bob Presley	25	282	11.3
1969-70	Ansley Truitt	26	252	9.7
1970-71	Ansley Truitt	25	306	12.2
1971-72	Ansley Truitt	29	382	13.2
1972-73	John Coughran	26	238	9.2
1973-74	Carl Meier	26	182	7.0
1974-75	Jay Young	26	196	7.5
1975-76	Jay Young	25	158	6.3
1976-77	Tom Schneiderjohn	27	221	8.2
1977-78	Doug True	27	239	8.9
1978-79	Doug True	27	196	7.3
1979-80	Doug True	27	245	9.1



Doug True

1980-81	Mark McNamara	26	272	10.5
1981-82	Mark McNamara	27	341	12.6
1982-83	Michael Pitts	28	172	6.1
1983-84	Dave Butler	26	172	6.6
1984-85	Leonard Taylor	28	171	6.1
1985-86	Dave Butler	29	228	7.9
1986-87	Dave Butler	33	230	7.0
1987-88	Matt Beeuwsaert	25	176	7.0
1988-89	Leonard Taylor	33	270	8.2
1989-90	Brian Hendrick	32	242	7.6
1990-91	Brian Hendrick	28	252	9.0
1991-92	Brian Hendrick	19	204	10.7
1992-93	Brian Hendrick	27	200	7.4
1993-94	Lamond Murray	30	236	7.9
1994-95	Tremaine Fowlkes	27	180	6.7
1995-96	S. Abdur-Rahim	28	236	8.4
1996-97	Alfred Grigsby	29	176	6.1
1997-98	Sean Marks	26	197	7.6
1998-99	Sean Lampley	32	280	8.8
1999-00	Sean Lampley	33	244	7.4
2000-01	Sean Lampley	31	224	7.2
2001-02	Jamal Sampson	32	209	6.5

FIELD GOAL PERCENTAGE

YEAR	PLAYER	FG-FGA	PCT
1955-56	Bob Blake	100-223	.448
1956-57	Larry Friend	177-397	.446
1957-58	Don McIntosh	129-309	.417
1958-59	Jack Grout	65-140	.464
1959-60	Earl Schultz	105-232	.453
1960-61	Bill McClintock	128-275	.465
1961-62	Dick Smith	125-293	.427
1962-63	Don Lauer	88-186	.473
1963-64	Dan Lufkin	82-179	.458
1964-65	Mike Henderson	138-299	.462
1965-66	Bruce Steckel	56-116	.483
1966-67	Charlie Perkins	188-369	.509
1967-68	Russ Critchfield	206-454	.454
1968-69	Jackie Ridgle	146-322	.453
1969-70	Jackie Ridgle	136-273	.498
1970-71	Jackie Ridgle	149-311	.479
1971-72	John Coughran	202-424	.476
1972-73	Eric Long	84-165	.509
1973-74	Carl Meier	115-255	.451
1974-75	John Terry	76-161	.472
1975-76	Ray Murry	75-146	.514
1976-77	Ray Murry	175-361	.485
1977-78	Doug Vilotti	115-211	.545
1979-80	Doug True	173-367	.471
1980-81	Mark McNamara	182-295	.617
1981-82	Mark McNamara	213-329	.702
1982-83	Darrell Haley	91-172	.529
1983-84	Kevin Johnson	98-192	.510
1984-85	Leonard Taylor	125-235	.532
1985-86	Dave Butler	145-266	.545
1986-87	Leonard Taylor	87-147	.592
1987-88	Keith Smith	132-274	.482
1988-89	Roy Fisher	135-230	.587
1989-90	Brian Hendrick	175-295	.593
1990-91	Brian Hendrick	189-340	.556
1991-92	Alfred Grigsby	110-191	.576
1992-93	Alfred Grigsby	116-194	.598
1993-94	Monty Buckley	134-253	.530
1994-95	Tony Gonzalez	71-111	.640
1995-96	S. Abdur-Rahim	206-398	.518
1996-97	Michael Stewart	83-159	.522
1997-98	Sean Marks	96-201	.478
1998-99	Francisco Elson	80-156	.513
1999-00	Solomon Hughes	74-139	.532
2000-01	Solomon Hughes	104-201	.629
2001-02	Solomon Hughes	95-160	.594

THREE-POINT FIELD GOAL PERCENTAGE

(Minimum 20 made)

YEAR	PLAYER	3P-3PA	PCT
1986-87	Bryant Walton	38-94	.404
1987-88	Keith Smith	21-51	.412
1988-89	Keith Smith	25-66	.379
1989-90	Keith Smith	42-91	.462
1990-91	Billy Dreher	56-112	.500
1991-92	Bill Elleby	64-138	.464
1992-93	Lamond Murray	36-99	.364
1993-94	Jason Kidd	51-141	.362
1994-95	Monty Buckley	53-130	.408
1995-96	Jelani Gardner	34-86	.395
1996-97	Randy Duck	60-165	.364
1997-98	Geno Carlisle	51-149	.342
1998-99	Thomas Kilgore	24-62	.387
1999-00	R. Forehan-Kelly	24-53	.453




YEARLY LEADERS



2000-01	Brian Wethers	25-57	.439
2001-02	R. Forehan-Kelly	42-110	.382

FREE THROW PERCENTAGE

YEAR	PLAYER	FT-FTA	PCT
1946-47	Andy Wolfe	55-81	.679
1947-48	Andy Wolfe	76-112	.679
1948-49	Bill Hagler	71-116	.612
1949-50	John Cunningham	33-48	.688
1950-51	Bob See	70-106	.660
1951-52	Larry Horan	50-72	.694
1952-53	Bob Matheny	103-127	.811
1953-54	Bob Matheny	123-168	.732
1954-55	Mike Diaz	68-93	.731
1955-56	Mike Diaz	44-55	.800
1956-57	Duane Asplund	73-93	.785
1957-58	Don McIntosh	70-89	.787
1958-59	Denny Fitzpatrick	82-96	.854
1959-60	Dick Doughty	50-75	.667
1960-61	Earl Shultz	71-86	.826
1961-62	Jim Smith	45-62	.726
1962-63	Dan Lufkin	41-46	.891
1963-64	Dan Wolthers	132-180	.733
1964-65	Dan Wolthers	134-164	.812
1965-66	Steve Smith	46-58	.793
1966-67	Charlie Perkins	110-130	.846
1967-68	Russ Critchfield	93-117	.795
1968-69	Bob White	41-48	.854
1969-70	Jackie Ridgle	160-216	.741
1970-71	Phil Chenier	71-96	.740
1971-72	Bill Duwe	77-91	.846
1972-73	Rickie Hawthorne	61-85	.718
1973-74	Rock Lee	44-61	.721
1974-75	Carl Bird	68-85	.800
1975-76	Connie White	57-74	.770
1976-77	Ray Murry	121-150	.807
1978-79	Kevin Singleton	72-96	.750
1979-80	Michael Chavez	50-61	.820
1980-81	Michael Chavez	32-39	.821
1981-82	Michael Chavez	48-55	.873
1982-83	Michael Chavez	68-80	.850
1983-84	Dave Butler	76-101	.752
1984-85	Chris Washington	90-121	.744
1985-86	Kevin Johnson	123-151	.815
1986-87	Jon Wheeler	65-77	.844
1987-88	Roy Fisher	49-61	.803
1988-89	Leonard Taylor	167-206	.811
1989-90	Roy Fisher	125-161	.776
1990-91	Bill Elleby	68-83	.819
1991-92	Bill Elleby	53-66	.803
1992-93	Jerod Haase	56-71	.789
1993-94	Lamond Murray	159-208	.764
1994-95	Monty Buckley	91-131	.695
1995-96	Ed Gray	106-134	.791
1996-97	Ed Gray	158-200	.790
1997-98	Michael Gill	32-41	.780
1998-99	Thomas Kilgore	127-156	.814
1999-00	Shantay Legans	66-77	.857
2000-01	Shantay Legans	73-93	.785
2001-02	Shantay Legans	51-57	.895



Roy Fisher

ASSISTS

YEAR	PLAYER	G	AST	AVG
1965-66	Russ Critchfield	25	36	1.4
1966-67	Russ Critchfield	26	60	2.3
1967-68	Russ Critchfield	23	34	1.5
1968-69	Charles Johnson*	15	54	3.6
1969-70	Phil Chenier	26	89	3.4
1970-71	Charles Johnson	25	107	4.3
1971-72	Eric Long	29	149	5.1
1972-73	Brady Allen	25	88	3.5
1973-74	Brady Allen	26	69	2.7
1974-75	Rickie Hawthorne	26	122	4.7
1975-76	Gene Ransom	26	86	3.3
1976-77	Gene Ransom	27	137	5.1
1977-78	Gene Ransom	27	133	4.9
1978-79	Kevin Sparks	27	81	3.0
1979-80	Michael Chavez	27	88	3.3
1980-81	Butch Hays	27	83	3.1
1981-82	Butch Hays	27	119	4.4
1982-83	Butch Hays	28	125	4.5
1983-84	Butch Hays	28	69	2.5
1984-85	Kevin Johnson	27	111	4.1
1985-86	Kevin Johnson	29	175	6.0
1986-87	Kevin Johnson	34	170	5.0
1987-88	Keith Smith	28	108	3.9
1988-89	Keith Smith	33	193	5.8
1989-90	Keith Smith	32	205	6.4
1990-91	Roy Fisher	28	117	4.2
1991-92	K.J. Roberts	28	127	4.5
1992-93	Jason Kidd	29	222	7.7
1993-94	Jason Kidd	30	272	9.1
1994-95	Jelani Gardner	27	175	6.5
1995-96	Jelani Gardner	25	98	3.9
1996-97	Prentice McGruder	31	197	6.4
1997-98	Raymond King	27	89	3.3
1998-99	Geno Carlisle	33	129	3.9
1999-00	Shantay Legans	33	121	3.7
2000-01	Shantay Legans	31	148	4.8
2001-02	Shantay Legans	31	117	3.8

STEALS

YEAR	PLAYER	G	ST	AVG
1977-78	Gene Ransom	27	63	2.3
1978-79	John Caselli	26	30	1.2
1979-80	Michael Chavez	27	42	1.6
1980-81	Butch Hays	27	42	1.6
1981-82	Butch Hays	27	43	1.6
1982-83	Butch Hays	28	50	1.8
1983-84	Chris Washington	28	36	1.3
1984-85	Kevin Johnson	27	49	1.8
1985-86	Kevin Johnson	29	32	1.1
1986-87	Kevin Johnson	34	51	1.5
1987-88	Keith Smith	28	34	1.2
1988-89	Keith Smith	33	48	1.5
1989-90	Roy Fisher	32	41	1.3
1990-91	Roy Fisher	28	39	1.4
1991-92	K.J. Roberts	28	39	1.4
1992-93	Jason Kidd	29	110	3.8
1993-94	Jason Kidd	30	94	3.1
1994-95	Jelani Gardner	27	41	1.5
1995-96	S. Abdur-Rahim	28	52	1.9
1996-97	Prentice McGruder	31	59	1.9
1997-98	Thomas Kilgore	21	45	2.1
1998-99	Thomas Kilgore	30	55	1.8
1999-00	Shantay Legans	33	51	1.5
2000-01	Shantay Legans	31	43	1.4
2001-02	A.J. Diggs	32	47	1.5

BLOCKED SHOTS

YEAR	PLAYER	G	BL	AVG
1978-79	Tom Schneiderjohn	27	29	1.1
1979-80	Doug True	27	21	0.8
1980-81	Mark McNamara	26	19	0.7
1981-82	Mark McNamara	27	25	0.9
1982-83	Dave Butler	28	19	0.7
	Michael Pitts	28	19	0.7
1983-84	Dave Butler	26	19	0.7
1984-85	Leonard Taylor	28	21	0.8
1985-86	Leonard Taylor	29	13	0.4
1986-87	Leonard Taylor	14	11	0.8
1987-88	Bryant Walton	28	14	0.5
1988-89	Andre Reyes	31	15	0.4
	Roy Fisher	31	15	0.4
1989-90	Brian Hendrick	32	32	1.0
1990-91	Brian Hendrick	28	31	1.1
1991-92	Brian Hendrick	19	16	0.8
1992-93	Lamond Murray	30	25	0.8
1993-94	Michael Stewart	30	59	2.0
1994-95	Michael Stewart	27	49	1.8
1995-96	Michael Stewart	28	43	1.5
1996-97	Michael Stewart	32	56	1.8
1997-98	Francisco Elson	27	25	0.9
1998-99	Francisco Elson	32	42	1.3
1999-00	Solomon Hughes	33	36	1.1
2000-01	Solomon Hughes	31	30	1.0
2001-02	Jamal Sampson	32	54	1.7